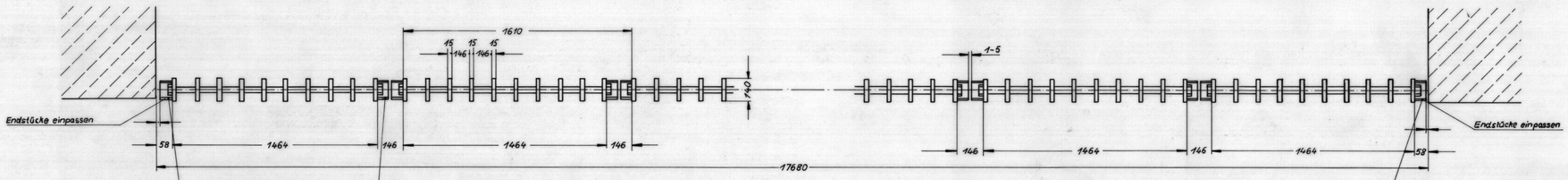

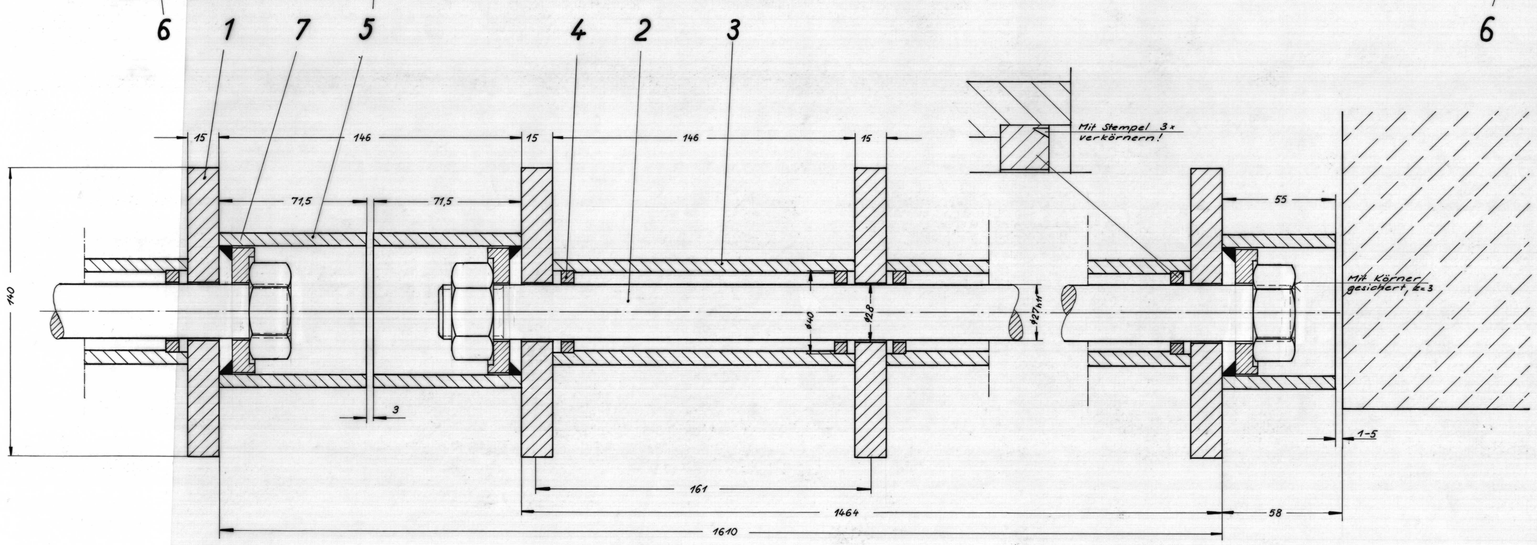

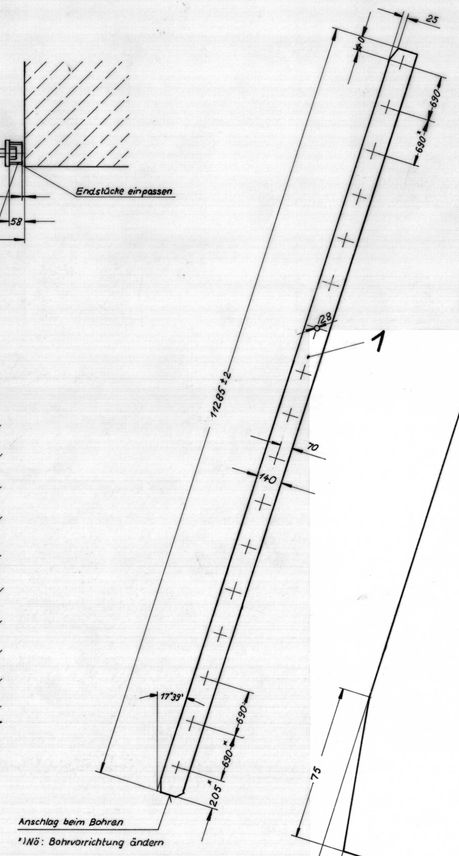

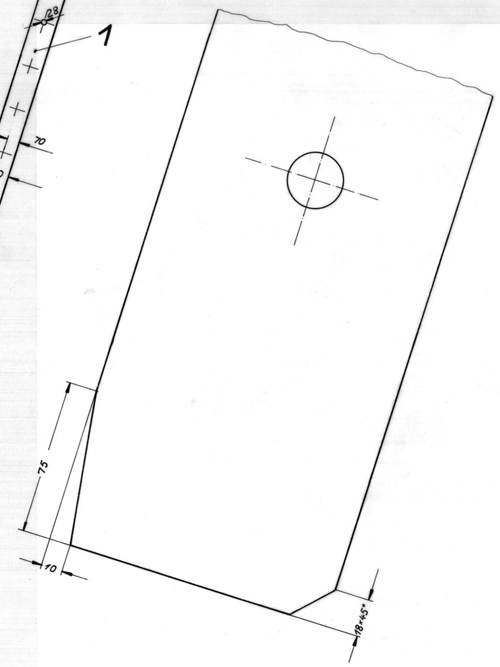

3 ~ ▽

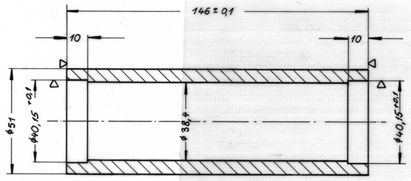

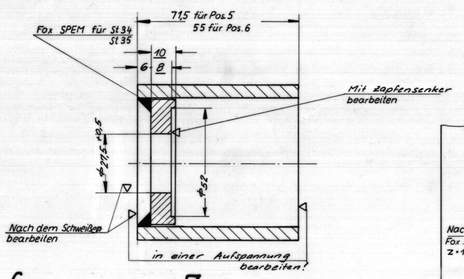

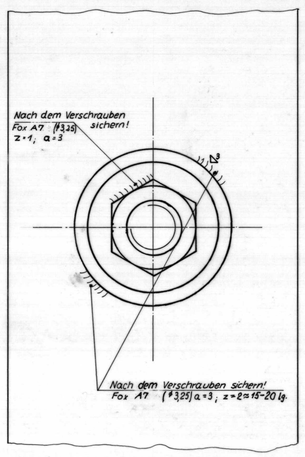

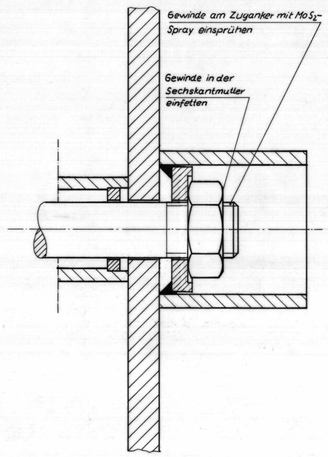

2 ▽ ~

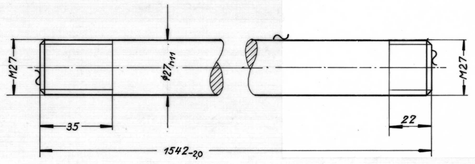

4 ~ ▽

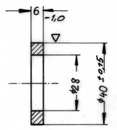

5 ~ ▽

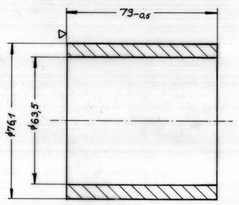

6 ~ ▽

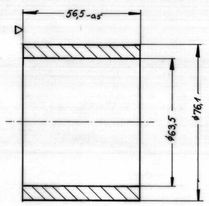

7 ~ ▽

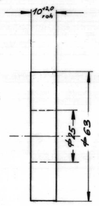

Achtung: Abstandsrohre Pos. 5 und 6 erst nach dem Verschweißen mit Pos. 7 auf Länge genau bearbeiten.

ø40 HH	+0,100 / 0,000
ø40 h5	0,000 / -0,008
ø27 h11	0,000 / -0,130

Bemerkung:
Temperaturen der Bohrschablone und der Rechenstäbe müssen gleich sein. Im gleichen Raum lagern – Temperaturausgleich –, jegliche Sonnenein = strahlung vermeiden.

Achtung:

Rechen mit Drehmomentschlüssel ~75 mkp zusammenbauen!

Gewicht eines Rechens ~2165 kg

224	374	34	Sechskantmutter	M27	8	V2A		
224	374	34	Scheibe	62,5×10	7	St 34		
204	34		Abstandsrohre	76,1×6,3×55	6	St 35		
204	340		Abstandsrohre	76,1×6,3×71,5	5	St 35		
209	334	324	Distanzringe	ø40/28 ×6	4	St 35		
1098	1443	433	Distanzrohre	51×6,3×146	3	St 35		
1122	1127	127	Zuganker	ø27×1542-2	2	20Cr13		
640	140	140	Rechenstäbe	140×15×112,85	1	St 52-2		

Benennung | Abmessung | Werkstoff

Modellnr.

f.d. Turbinen Je Turbine Je Rechenfeld

29.11.76 Hfr
15.1.77 Hfr

1.8.1975 Arbenter

Innwerk Aktiengesellschaft
Maschinentechnische Abteilung – Berlin

Innstufe Eggelfing:

1:1 Turbinenrechen

Eg-5.189.0

Ersatz für
Ersetzt durch